

# SUMITOMO

## SH75X

MINIMUM SWING RADIUS

**LEGEST**



●There are times when we may change the content of the catalogue without warning ●There are times when printed photographs may differ from the retailer's actual specifications  
●Photographs shown above have been taken in poses for use in this catalogue. When exiting machinery, please ensure that operational equipment is always grounded, and that every effort has been made to ensure safety ●There are times when the color of catalogue photographs may, as a result of the printing process, differ from the actual color ●Please always ensure that you have read the instruction manual before operating this vehicle ●A special license (Certification of the completion of a vehicle type construction machinery skilled operator's course) is required to operate construction machinery in excess of 3 tons ●Operation of specified cranes requires completion of a vehicle type construction machinery skilled operator's course, or completion of a small size mobile crane skilled operator's course

 **SUMITOMO (S.H.I.)**  
CONSTRUCTION MACHINERY  
MANUFACTURING CO., LTD.

ООО «ПОЛИТРАК»  
Пензенская обл., г. Пенза, ул. Чкалова, д. 32а,  
оф. 203  
тел.: (800) 222-58-70, (8412) 77-10-00,  
(8412) 26-05-10  
e-mail: [info@politrack.ru](mailto:info@politrack.ru), [89093159158@mail.ru](mailto:89093159158@mail.ru)  
[www.politrack.ru](http://www.politrack.ru)

We are constantly improving our products and therefore reserve the right to change designs and specifications without notice.  
Illustrations may include optional equipment and accessories and may not include all standard equipment.

# MADE IN JAPAN

The world knows that Japanese design and manufacturing is the best especially for industrial products. The hydraulic excavator is not the exception when a total integration concept is required in design work involving key components, manufacturing engineering and product quality assurance in the factory.

All SUMITOMO hydraulic excavators are engineered and assembled in SUMITOMO's its one and only factory located in Chiba City, Japan, and distributed to each country in the world. This distinctive feature is unique to SUMITOMO, giving the SUMITOMO machine users total comfort and reliance on product quality.

(Note: Some of the items manufactured and sourced in other countries may be assembled in Japan.)



**LEGEST**  
**SH 75X**



# Minimum Swing Radius

In addition to boasting top-class compact rotational capability for cramped areas, outstanding stability, and powerful digging and drive strength have been realized. On various kinds of work-sites it can always be trusted to perform and maneuver exactly as the operator intends.

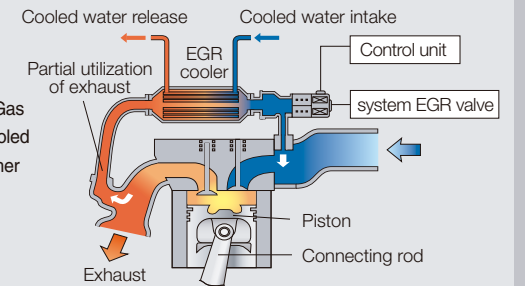


## Clearing the Non-road Special Motor Vehicle Exhaust Emission Standard



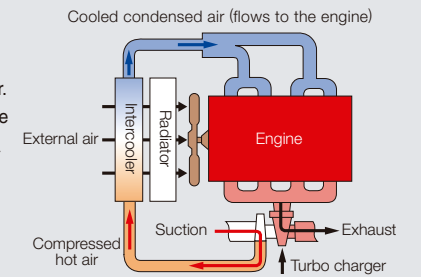
### ● Cooled EGR system

Exhaust gas is re-circulated and combustion temperature lowered by the EGR (Exhaust Gas Recirculation) engine. In addition, a water-cooled EGR system has been employed, which further efficiently reduces NOx (nitrogen oxide).



### ● Turbo engine with intercooler

Air intake efficiency is improved by the intercooler. It cools air taken in, which has been heated by the compression of the turbo charger. In addition to a great reduction of NOx and PM, high output and improved fuel consumption have been realized.



● Bucket digging capacity **57 kN**  
● Arm digging capacity **39 kN**

### Diversified operational field

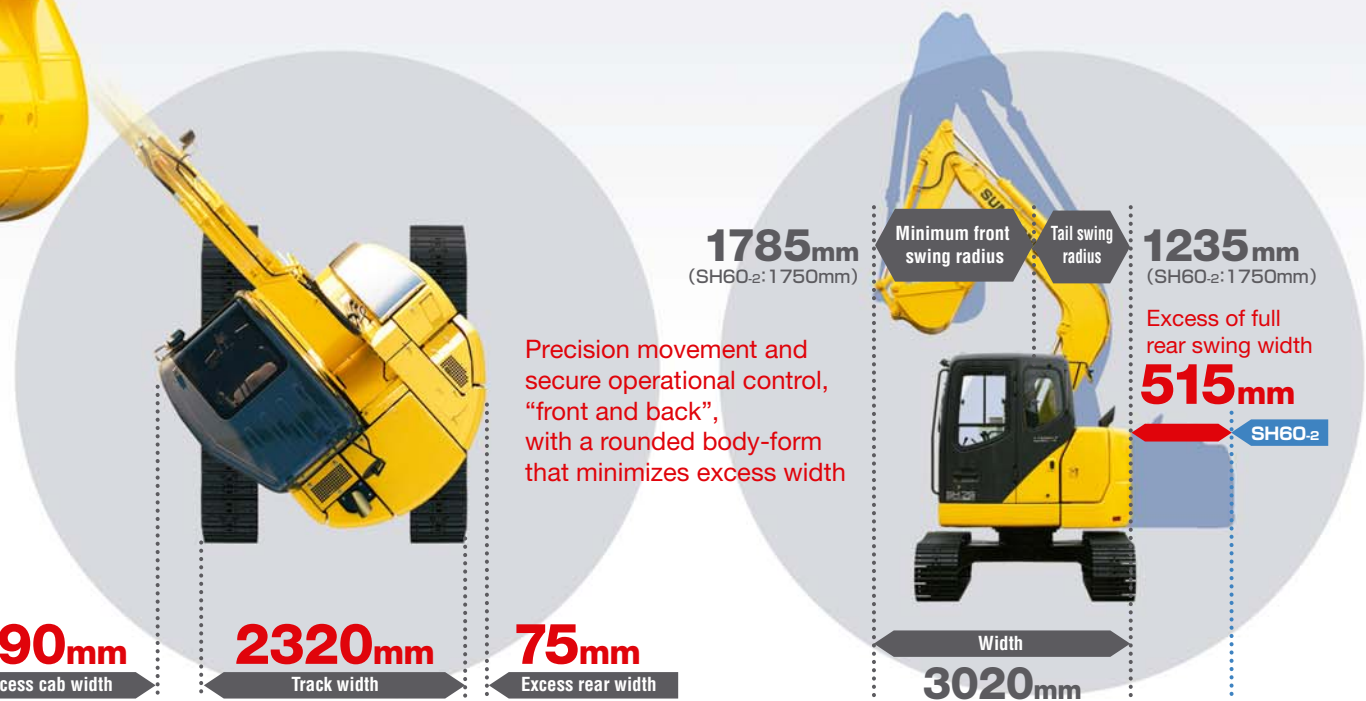
Road works Forest road works Demolition works

### Rotational ABS

A rotation shock-absorber device has been installed to soften jolts that occur when the vehicle halts rotation. This is particularly useful for pinpointing position, and preventing spillages during manual operation.

### Employment of speed assisted mechanics

Through employing an oil return system in the arm and boom, speed assisted operations for digging, as well as fuel consumption, have been improved.



Precision movement and secure operational control, "front and back", with a rounded body-form that minimizes excess width

# Maintenance


Diverse innovations designed to reduce running costs and make maintenance easy. In terms of both cost and labor, you will really come to appreciate its efficiency the longer you use it.

## Ground Level Access

Various parts of the excavator can now be cleaned and changed from ground level without climbing onto the body of the vehicle. Maintenance is no longer troublesome.



- ① Double element air cleaner
- ② Condenser
- ③ Battery (maintenance free)
- ④ Reserve tank



### Fuel and oil filters

The fuel and oil filters are installed in positions that can be accessed from ground level, so replacing them is made simple.


- ① Water separator
- ② Fuel filter
- ③ Oil filter

## Ease of cleaning around radiator



## Engine Oil Drain Coupler

The engine oil pan is provided with a drain coupler. This makes it easier to do drain work and prevents oil from spattering because of the attached drain hose.



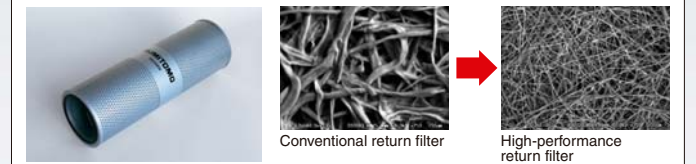
## High-Performance Return Filter

The hydraulic oil change interval is 5,000 hours, and the return filter change interval is 2,000 hours. One high performance return filter keeps the same level of filtering effect as a nephron.

- Hydraulic • oil change : **5,000 hours**
- Life of filter : **2,000 hours**

※The oil and filter change interval depends on the working conditions.

The High-Performance Return Filter is made more precisely to condense the Nephron filter function.

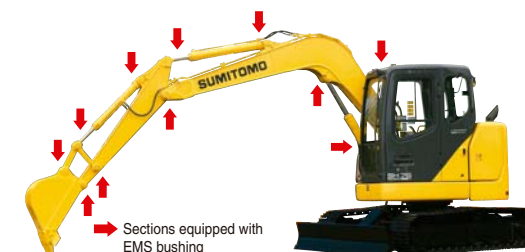


## EMS (Easy Maintenance System) as Standard

SUMITOMO unique design

SUMITOMO's new improved EMS keeps the pins and bushes fully lubricated at all times and prevents rattling. This system significantly extends the service life of the pins and bushes.

The interval of greasing around the bucket is 250 hours, and the interval for the other sections is 1,000 hours, keeping the joints lubricated for a long time and extending the service life of parts by reducing abrasion and rattling.

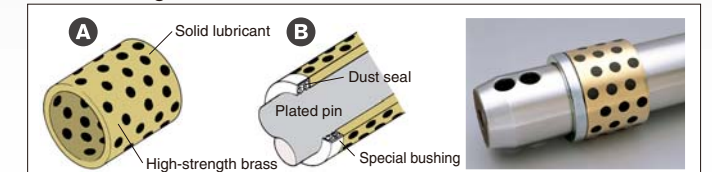


- Bucket greasing interval : **250 hours**

- Greasing interval for other sections : **1,000 hours**

※The greasing interval depends on the working conditions.

### EMS bushing



① A solid lubricant embedded in high strength brass forms a layer on the bushing surface to prevent contact between metals, maintaining an excellent lubricated state to reduce the abrasion of joints.

② The surface of the pin is plated to increase the surface hardness and to improve the wear resistance accordingly.

### Precautionary use of EMS

- ① Grease is enclosed, however, greasing is necessary every 1000 hours or six months depending on the level of dusting conditions.
- ② Greasing is also necessary after any components have been submerged underwater for prolonged periods.
- ③ Greasing is also recommended after use with hydraulic breakers, crushers or other high impact attachments such as rock saws etc.
- ④ Bucket pins should be cleaned thoroughly when removing or attaching new buckets.

# Operator Comfort and Safety

How safely, and in what level of comfort can the driver carry out daily operations?  
We have extended every possible care and attention to ensure that both safety and comfort are provided.



## Comfortable and spacious cab

### Spacious foot space



Travel pedals are optional equipment

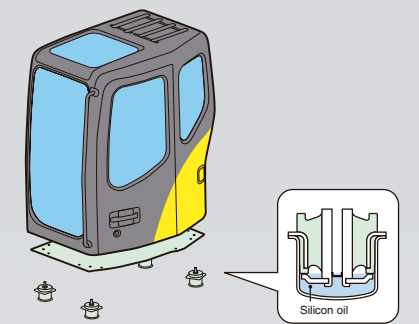
### Air conditioner installed as standard

An air conditioner is fitted as standard. Front facing airflow vents and a defrosting function allow a pleasant work environment to be maintained.



### Employment of fluid-mount suspension to reduce fatigue

Impacts and vibrations on the cab are effectively absorbed, providing a pleasant and comfortable ride, as well as reducing noise levels inside the cab. Operator fatigue is reduced.



### Floor design allows easy access to and from cab



### Slide-door windows




AM/FM radio



Stereo speakers

### Full operation-console slide adjustment (Reclining seat)



### Gate-type lock lever on the operation lever to prevent operational errors



Emergency escape hammer



Reversing rear-view mirror



Cab roof window



Membrane switch



Emergency stop switch



Defroster/Cup holder

## ■ Lifting Capacity

BLADE : UP  
 ARM : STD ARM  
 SHOE : 450G  
 BUCKET : 0.28BUCKET

ARM LENGTH = 1.71 (m)  
 MAXIMUM REACH = 5.52 (m)  
 TIPPING CAPACITY (MARK:\*) = 75.0 (%)  
 HYDRAULIC CAPACITY (MARK:\*) = 87.0 (%)

Bucket Hook Height		Radius of Load							
		Max. Radius	5m	4m	3m	2m	Min. Radius		
5m	We	1610*	4.07	1670*	1600*	1590*	2.88		
	Ws	1610*	4.07	1670*	1600*	1590*	2.88		
4m	We	1490	4.8	1700*	1770*	1810*	2.56		
	Ws	1340	4.8	1700*	1770*	1810*	2.56		
3m	We	1250	5.25	1360	1900*	2230*	2990*	4180*	1.39
	Ws	1120	5.25	1220	1790	2230*	2990*	4180*	1.39
2m	We	1130	5.47	1320	1900	2860*	4260*	2.11	
	Ws	1010	5.47	1180	1690	2670	4260*	2.11	
1m	We	1080	5.51	1270	1800	2840	2420*	2.2	
	Ws	970	5.51	1130	1600	2470	2420*	2.2	
0	We	1100	5.36	1230	1730	2720	2490*	1.78	
	Ws	980	5.36	1090	1530	2360	2490*	1.78	
-1m	We	1210	5.01	1210	1690	2670	3910*	2690*	1.11
	Ws	1070	5.01	1070	1490	2320	3910*	2640*	0.98
-2m	We	1470	4.4	1690	2680	4560*	4110*	1.11	
	Ws	1300	4.4	1490	2330	4560*	4000*	0.99	
-3m	We	2200*	3.41	2550*	3520*	3880*	1.72		
	Ws	1960	3.41	2390	3520*	3880*	1.72		

WE : OVER END WS : OVER SIDE

BLADE : DOWN  
 ARM : STD ARM  
 SHOE : 450G  
 BUCKET : 0.28BUCKET

ARM LENGTH = 1.71 (m)  
 MAXIMUM REACH = 5.52 (m)  
 TIPPING CAPACITY (MARK:\*) = 75.0 (%)  
 HYDRAULIC CAPACITY (MARK:\*) = 87.0 (%)

Bucket Hook Height		Radius of Load							
		Max. Radius	5m	4m	3m	2m	Min. Radius		
5m	We	1610*	4.07	1670*	1600*	1590*	2.88		
	Ws	1610*	4.07	1670*	1600*	1590*	2.88		
4m	We	1560*	4.8	1700*	1770*	1810*	2.56		
	Ws	1340	4.8	1700*	1770*	1810*	2.56		
3m	We	1600*	5.25	1730*	1900*	2230*	2990*	3180*	1.86
	Ws	1120	5.25	1220	1790	2230*	2990*	4180*	1.39
2m	We	1710*	5.47	1860*	2190*	2860*	4260*	2.11	
	Ws	1010	5.47	1180	1690	2670	4260*	2.11	
1m	We	1830*	5.51	1990*	2460*	3400*	2420*	2.2	
	Ws	970	5.51	1130	1600	2470	2420*	2.2	
0	We	1920*	5.36	2070*	2630*	3620*	2490*	2140*	1.86
	Ws	980	5.36	1090	1530	2360	2490*	1990*	1.78
-1m	We	2020*	5.01	2020*	2630*	3570*	3910*	3590*	1.86
	Ws	1070	5.01	1070	1490	2320	3910*	2640*	0.98
-2m	We	2120*	4.4	2410*	3250*	4560*	4810*	1.86	
	Ws	1300	4.4	1490	2330	4560*	4000*	0.99	
-3m	We	2200*	3.41	2550*	3520*	3700*	1.86		
	Ws	1960	3.41	2390	3520*	3880*	1.72		

WE : OVER END WS : OVER SIDE

BLADE : UP  
 ARM : LONG ARM  
 SHOE : 450G  
 BUCKET : 0.22BUCKET

ARM LENGTH = 2.12 (m)  
 MAXIMUM REACH = 5.92 (m)  
 TIPPING CAPACITY (MARK:\*) = 75.0 (%)  
 HYDRAULIC CAPACITY (MARK:\*) = 87.0 (%)

Bucket Hook Height		Radius of Load							
		Max. Radius	5m	4m	3m	2m	Min. Radius		
5m	We	1390*	4.59	1430*		1350*	3.29		
	Ws	1390*	4.59	1430*		1350*	3.29		
4m	We	1290	5.25	1420	1490*	1470*	3.03		
	Ws	1160	5.25	1280	1490*	1470*	3.03		
3m	We	1100	5.66	1380	1700*	1920*	2270*	2.08	
	Ws	990	5.66	1240	1700*	1920*	2270*	2.08	
2m	We	1000	5.87	1330	1930	2560*	3920*	2.03	
	Ws	900	5.87	1190	1720	2560*	3920*	2.03	
1m	We	960	5.91	1270	1810	2880	3000*	2.13	
	Ws	860	5.91	1130	1610	2510	3000*	2.13	
0	We	970	5.77	1220	1730	2730	2570*	1.69	
	Ws	870	5.77	1090	1530	2370	2570*	1.69	
-1m	We	1050	5.44	1190	1670	2650	3540*	2290*	1.11
	Ws	930	5.44	1060	1480	2300	3540*	2210*	0.98
-2m	We	1230	4.89	1660	2640	4930*	3450*	1.11	
	Ws	1090	4.89	1460	2640	4770	3340*	0.98	
-3m	We	1680	4.03	1690	2680	4070*	4930*	1.11	
	Ws	1480	4.03	1490	2330	4070*	4930*	1.11	

WE : OVER END WS : OVER SIDE

BLADE : DOWN  
 ARM : LONG ARM  
 SHOE : 450G  
 BUCKET : 0.22BUCKET

ARM LENGTH = 2.12 (m)  
 MAXIMUM REACH = 5.92 (m)  
 TIPPING CAPACITY (MARK:\*) = 75.0 (%)  
 HYDRAULIC CAPACITY (MARK:\*) = 87.0 (%)

Bucket Hook Height		Radius of Load							
		Max. Radius	5m	4m	3m	2m	Min. Radius		
5m	We	1390*	4.59	1430*		1350*	3.29		
	Ws	1390*	4.59	1430*		1350*	3.29		
4m	We	1350*	5.25	1500*	1490*	1470*	3.03		
	Ws	1160	5.25	1280	1490*	1470*	3.03		
3m	We	1370*	5.66	1590*	1700*	1920*	2270*	2.08	
	Ws	990	5.66	1240	1700*	1920*	2270*	2.08	
2m	We	1450*	5.87	1740*	2010*	2560*	3920*	2.03	
	Ws	900	5.87	1190	1720	2560*	3920*	2.03	
1m	We	1590*	5.91	1900*	2330*	3180*	3000*	2.13	
	Ws	860	5.91	1130	1610	2510	3000*	2.13	
0	We	1740*	5.77	2020*	2550*	3530*	2570*	1.86	
	Ws	870	5.77	1090	1530	2370	2570*	1.69	
-1m	We	1830*	5.44	2040*	2620*	3590*	3540*	3230*	1.86
	Ws	930	5.44	1060	1480	2300	3540*	2210*	0.98
-2m	We	1940*	4.89	2500*	3390*	4930*	4610*	1.86	
	Ws	1090	4.89	1460	2290	4770	3340*	0.98	
-3m	We	2040*	4.03	2060*	2880*	4070*	4310*	1.86	
	Ws	1480	4.03	1490	2330	4070*	4930*	1.11	

WE : OVER END WS : OVER SIDE

## ■ Standard equipment

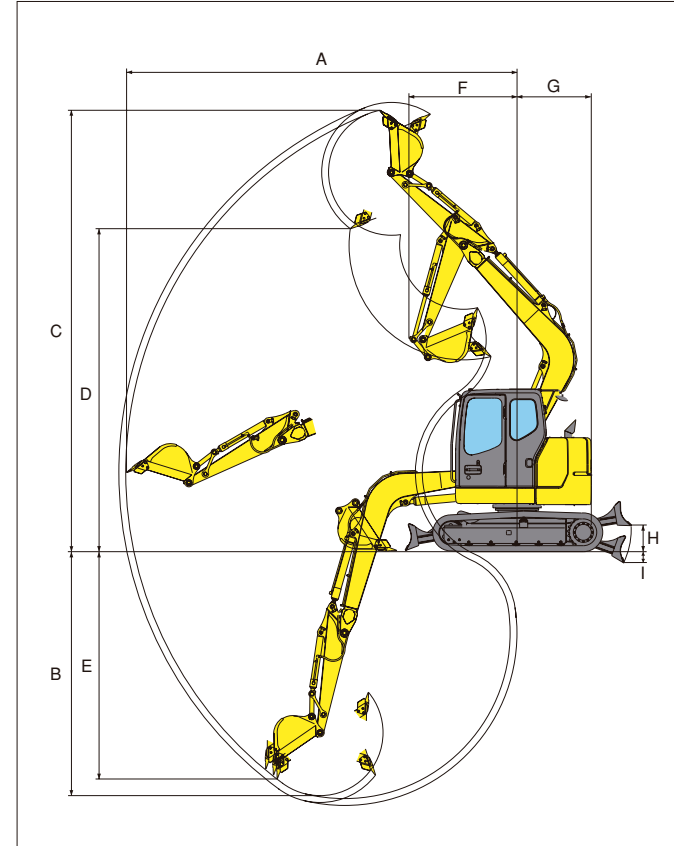
- Hydraulics system
  - High-performance return filter
  - One-touch idle
  - Changeable 2-speed-travel
  - Rotational ABS
- Safety equipment
  - Rear-view mirror
  - Gate lock lever
  - Emergency escape hammer
  - Seat belt
  - Cab-top headlight
- Travel alarm
- Theft prevention dog-chain
- Boom holding valve
- Engine emergency stop switch
- Cab/interior equipment
  - KAB seat
  - Large-size rounded cab
  - Fluid mount
  - Air conditioner
  - Defroster
- Automatic lock for front facing window
- Automatic point wiper connector
- Intermittent wiper with washer
- Reclining seat
- Cup holder
- Ashtray
- Room lamp
- Hat hook
- AM/FM Radio

## ● Others

- Engine that complies with tear-3 exhaust emissions regulations
- EMS (Easy Maintenance System)
- Long life hydraulic fluid
- Front-face protective net for radiator
- Aluminum radiator
- Aluminum oil cooler
- Tool kit
- Grease gun
- Fuel filter
- Double-element air cleaner
- Quick change 4way (Kit)
- Travel pedal

## ■ Optional equipment

## ■ Working Range



## ■ Working Range

	SH75X-3B	
Arm length	1.71m	2.12m
A Max. digging radius	6520mm	6900mm
B Max. digging depth	4140mm	4540mm
C Max. digging height	7330mm	7620mm
D Max. dumping height	5250mm	5540mm
E Max. vertical wall cut depth	3640mm	4100mm
F Min. front swing radius	1785mm	2085mm
G Rear end swing radius	1235mm	
H Max. lift above ground	415mm	
I Min. drop below ground	205mm	

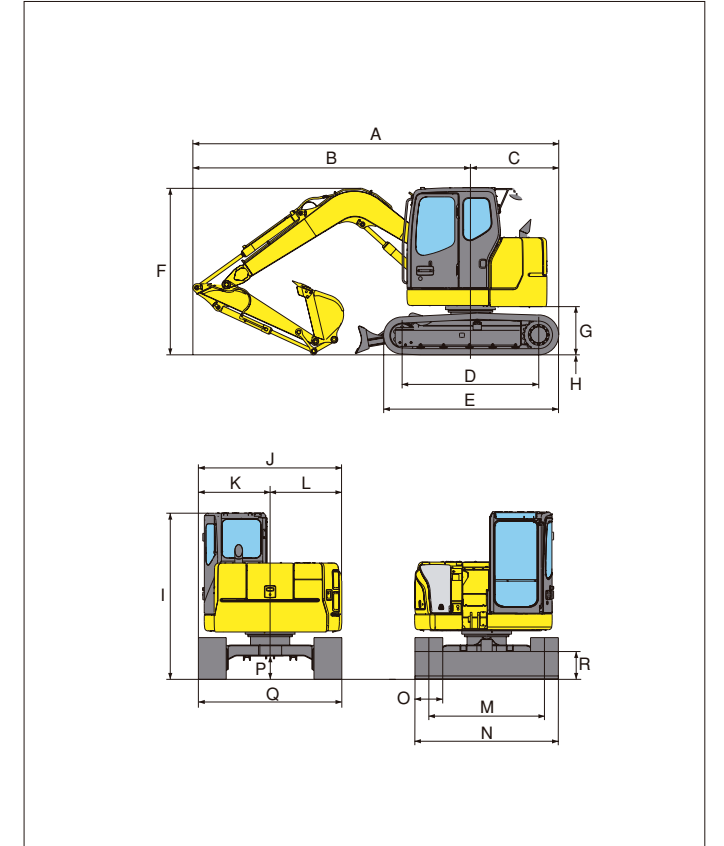
## ■ Principal specifications

	SH75X-3B	
	STD Specifications	
Arm length	1.71m	
Bucket capacity (ISO heaped)	0.28m <sup>3</sup>	
Std. Operating weight	7920kg	
Engine	ISUZU AU-4LE2X	
Rated output	40.0kw/2000min <sup>-1</sup>	
Displacement	2179ml(cc)	
Hydraulic System	2 variable displacement axial piston pumps	
Main pump	29.4Mpa	
Travel motor	Variable displacement axial piston motor	
Parking brake type	Mechanical disc brake	
Swing motor	Fixed displacement axial piston motor	
Performance	5.1/3.3km/h	
Drawbar pull	59kN	
Grade ability	70% <35°>	
Ground pressure	35kPa	
Swing speed	9.5min <sup>-1</sup>	
Bucket	57kN	
Arm	38kN	
Others	Fuel tank 100liter	
	Hydraulic fluid tank 97liter	

## ■ Weight & Ground pressure

Model	SH75X-3B			
Shoe type	Shoe width	Overall width	Operating weight	Ground pressure
Triple grouser shoe	450mm	2320mm	7920kg	35kPa
	600mm	2470mm	8030kg	27kPa

## ■ Dimensions



## ■ Dimensions

	SH75X-3B	
Arm length	1.71m	2.12m
A Overall length	5915mm	5910mm
B Length from center of machine (to arm top)	4492mm	4487mm
C Length from center of machine (to shoe top)	1425mm	
D Center to center of wheels	2210mm	
E Overall track length	2845mm	
F Overall height	2900mm	2950mm
G Clearance height under upper structure	745mm	
H Shoe lug height	20mm	
I Cab height	2700mm	
J Upper structure overall width	2225mm	
K Width from center of machine (left side)	1065mm	
L Width from center of machine (right side)	1160mm	
M Track gauge	1870mm	
N Overall track width with 450mm	2320mm	
O Std. Shoe width	450mm	
P Minimum ground clearance	360mm	
Q Width of blade	2320mm	
R Height of blade	450mm	

## ■ Bucket

Model	SH75X-3B				
Bucket capacity (ISO/SAE/PCSA heaped)	0.11m <sup>3</sup>	0.17m <sup>3</sup>	0.22m <sup>3</sup>	0.28m <sup>3</sup>	0.34m <sup>3</sup>
Bucket capacity (CECE heaped)	0.10m <sup>3</sup>	0.15m <sup>3</sup>	0.19m <sup>3</sup>	0.24m <sup>3</sup>	0.30m <sup>3</sup>
Bucket type	STD	STD	STD	STD	STD
No. of tooth	3	3	4	4	4
Width	With side cutter	-	-	673mm	804mm
	Without side cutter	370mm	480mm	600mm	730mm
Weight	1.71m arm	136kg	161kg	178kg	204kg
	2.12m arm	136kg	161kg	178kg	227kg

- : Suitable for materials with density up to 2000kg/m<sup>3</sup> or less
- : Standard bucket (Suitable for materials with density up to 1800kg/m<sup>3</sup> or less)
- : Suitable for materials with density up to 1600kg/m<sup>3</sup> or less
- △: Suitable for materials with density up to 1200kg/m<sup>3</sup> or less
- ×: Not available